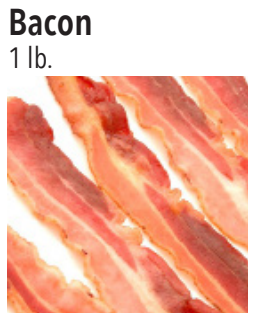


The Farmer's Share

Did you know that farmers and ranchers receive only 14.3* cents of every food dollar that consumers spend? According to the USDA, off farm costs including marketing, processing, wholesaling, distribution and retailing account for more than 80 cents of every food dollar spent in the United States.




Retail: \$6.99
Farmer: \$1.03



Retail: \$10.49
Farmer: \$2.27



Retail: \$3.99
Farmer: \$0.26



Retail: \$3.99
Farmer: \$2.51



Retail: \$10.99
Farmer: \$0.06



Retail: \$2.99
Farmer: \$0.10



Retail: \$3.99
Farmer: \$0.69




Retail: \$4.39
Farmer: \$2.01



Retail: \$4.49
Farmer: \$0.91



Retail: \$11.98
Farmer: \$1.03



Retail: \$2.49
Farmer: \$0.22



Retail: \$4.39
Farmer: \$2.35



Retail: \$2.49
Farmer: \$0.74



Retail: \$6.99
Farmer: \$1.63



Retail: \$1.19
Farmer: \$0.10

Farmer's share derived from USDA, NASS "Agricultural Prices," 2021. | Prices based on May 2022 data.
Retail prices based on Safeway (SE) brand except where noted. | *Figure according to U.S. Department of Agriculture Economic Research Service

July 13, 2022

